

IPS

IMPLANT SYSTEMS

# Prosthetic Options Microcone/Quattrocone



Medentika® offers a wide range of abutments for prosthetic needs in implant dentistry.

In addition the compatibility of abutments with the platform RI for Microcone and Quattrocone reduces the amount of necessary abutments.

Medentika® prosthetic solutions are available for removable, screw retained and cemented restorations.



---

## MICROCONE

Restorative Options for Narrow Interface NI S. 04

D 3,0 mm

Restorative Options for Regular Interface RI S. 08

D 3,5 mm

D 4,0 mm

D 4,5 mm

D 4,5 / 3,5 mm

D 5,0 mm

---

## QUATTROCONE

Restorative Options for Regular Interface RI S. 12

D 3,5 mm

D 3,8 mm

D 4,3 mm

D 5,0 mm

---

## QUATTROCONE30

Restorative Options for Angulated Interface AI S. 16

D 4,3 mm

D 5,0 mm

---













Prosthetic Options (Complementary Components) S. 20


---











	Cover screw	Gingiva former	Implant pick-up	Laboratory implant	
<p><b>D 3,0 mm</b></p>  <p>1-01-06 (L=11 mm) 1-01-07 (L=13 mm) 1-01-08 (L=15 mm)</p> <p style="writing-mode: vertical-rl; transform: rotate(180deg);">Prosthetic Options</p>	 <p>1-02-01</p>	 <p>1-03-01 (Ø3.50 mm, GH=2 mm)</p> <p>1-03-02 (Ø3.50 mm, GH=4 mm)</p> <p>1-03-03 (Ø3.50 mm, GH=6 mm)</p>	 <p>open Tray 1-04-01 (long)</p>  <p>Retention screw open Tray 1-04-02 (long)</p>  <p>closed Tray 1-04-06</p>  <p>Positioning caps (5 Pcs.) 1-04-07</p>	 <p>1-05-01</p>  <p>CAD/CAM 1-05-02</p>	
	recommended torque	hand-tight (15 Ncm)	hand-tight (15 Ncm)	hand-tight (15 Ncm)	

All abutments are provided with the relevant abutment screws <sup>1)</sup>

Planning abutments	Temporary abutments	Standard abutments	Castable gold/ CoCr abutments	Scanbody
 <p>1-15-01 (Ø3.5 mm, GH=1.5 mm)</p> <p>1-15-02 (Ø3.5 mm, GH=3.0 mm)</p> <p>18°</p> 	 <p>1-17-04</p>	 <p>1-07-01 (Ø3.5 mm, GH=1.5 mm)</p> <p>1-07-02 (Ø3.5 mm, GH=3.0 mm)</p> <p>1-07-07 (Ø3.5 mm, GH=5.0 mm)</p> <p>18°</p> 	<p>Gold</p>  <p>1-08-01 (gold)</p> <p>CoCr</p>  <p>1-10-01 (CoCr)</p>	 <p>1-09-03</p>
<p><b>Type 1</b></p>  <p>1-15-03 Ø3.5 mm, GH=1.5 mm</p> <p>1-15-04 Ø3.5 mm, GH=3.0 mm</p> <p><b>Type 2</b></p>  <p>1-15-05 Ø3.5 mm, GH=1.5mm</p> <p>1-15-06 Ø3.5 mm, GH=3.0 mm</p>		<p><b>Type 1</b></p>  <p>1-07-03 Ø3.5 mm, GH=1.5 mm</p> <p>1-07-04 Ø3.5 mm, GH=3.0 mm</p> <p>1-07-08 Ø3.5 mm, GH=5.0 mm</p> <p><b>Type 2</b></p>  <p>1-07-05 Ø3.5 mm, GH=1.5 mm</p> <p>1-07-06 Ø3.5 mm, GH=3.0 mm</p> <p>1-07-09 Ø3.5 mm, GH=5.0 mm</p>		
15 Ncm	15 Ncm	15 Ncm	15 Ncm	hand-tight

	Multi-unit abutments	MedentiBASE abutments	Novaloc/Optiloc abutments
<p><b>D 3,0 mm</b></p>  <p>1-01-06 (L=11 mm) 1-01-07 (L=13 mm) 1-01-08 (L=15 mm)</p>			
Prosthetic Options			
recommended torque			

All abutments are provided with the relevant abutment screws <sup>1)</sup>

MedentiLOC abutments	Titanium bases	MedentiCAD abutments	PreFace abutments
	 <p>Chimney height 3.5 mm 1-09-01 (GH=0.7 mm) 1-09-02 (GH=1.2 mm)</p>	<p><b>Titanium</b></p>  <p>1-90-01 (Titanium)</p>	<p><b>Titanium</b></p>  <p>1-90-02 (Titanium - 11.5 mm)</p>
	 <p>rotating Chimney height 3.5 mm 1-09-04 (GH=0.7 mm)</p>	<p><b>CoCr</b></p>  <p>1-90-04 (CoCr)</p>	<p><b>CoCr</b></p>  <p>1-90-03 (CoCr -11.5 mm)</p>
	 <p>Titanium base ASC Flex 1-09-06 1-09-07</p>		<p><b>Ti-Forms abutments for Ceramill</b></p> <p><b>Titanium</b></p>  <p>1-90-05 AG (Titanium - 11.5 mm)</p>
	15 Ncm	15 Ncm	15 Ncm

	Cover screw	Gingiva former	Implant pick-up	Laboratory implant	Planning abutments	
<p><b>D 3,5 mm</b></p> <p>2-01-30 (L=8 mm) 2-01-31 (L=9 mm) 2-01-32 (L=11 mm) 2-01-33 (L=13 mm) 2-01-34 (L=15 mm)</p> <p><b>D 4,0 mm</b></p> <p>2-01-35 (L=6.5 mm) 2-01-36 (L=8 mm) 2-01-37 (L=9 mm) 2-01-38 (L=11 mm) 2-01-39 (L=13 mm) 2-01-40 (L=15 mm)</p> <p><b>D 4,5 mm</b></p> <p>2-01-41 (L=6.5 mm) 2-01-42 (L=8 mm) 2-01-43 (L=9 mm) 2-01-44 (L=11 mm) 2-01-45 (L=13 mm) 2-01-46 (L=15 mm)</p> <p><b>D 4,5/3,5 mm</b></p> <p>konisch 2-01-53 (L=6.5 mm) 2-01-54 (L=9 mm) 2-01-55 (L=11 mm) 2-01-56 (L=13 mm)</p> <p><b>D 5,0 mm</b></p> <p>2-01-47 (L=6.5 mm) 2-01-48 (L=8 mm) 2-01-49 (L=9 mm) 2-01-50 (L=11 mm) 2-01-51 (L=13 mm) 2-01-52 (L=15 mm)</p>	<p>2-02-01</p> <p>2-02-02</p>	<p>2-03-18 (Ø4.0 mm, GH=3 mm) 2-03-19 (Ø4.0 mm, GH=4 mm) 2-03-20 (Ø4.0 mm, GH=6 mm)</p> <p>2-03-02 (Ø4.5 mm, GH=1 mm) 2-03-03 (Ø4.5 mm, GH=2 mm) 2-03-15 (Ø4.5 mm, GH=3 mm) 2-03-04 (Ø4.5 mm, GH=4 mm) 2-03-05 (Ø4.5 mm, GH=6 mm)</p> <p>2-03-06 (Ø5.5 mm, GH=1 mm) 2-03-07 (Ø5.5 mm, GH=2 mm) 2-03-16 (Ø5.5 mm, GH=3 mm) 2-03-08 (Ø5.5 mm, GH=4 mm) 2-03-09 (Ø5.5 mm, GH=6 mm)</p> <p>2-03-10 (Ø6.5 mm, GH=1 mm) 2-03-11 (Ø6.5 mm, GH=2 mm) 2-03-17 (Ø6.5 mm, GH=3 mm) 2-03-12 (Ø6.5 mm, GH=4 mm) 2-03-13 (Ø6.5 mm, GH=6 mm)</p>	<p>2-04-01 (short - open Tray) 2-04-02 (long - open Tray) 2-04-07 (Custom - short - open Tray) 2-04-08 (Custom - long - open Tray)</p> <p>2-04-17 closed Tray</p> <p>2-04-18 custom closed Tray</p> <p>Emergence profile for Custom implant pick-up</p> <p>2-04-09 (Ø4.5 mm, GH=1-2 mm) 2-04-12 (Ø4.5 mm, GH=3-6 mm) 2-04-10 (Ø5.5 mm, GH=1-2 mm) 2-04-13 (Ø5.5 mm, GH=3-6 mm) 2-04-11 (Ø6.5 mm, GH=1-2 mm) 2-04-14 (Ø6.5 mm, GH=3-6 mm)</p> <p>Retention screw open Tray 2-04-04 (short) 2-04-05 (long)</p> <p>Positioning caps (5 Pcs.) 2-04-19</p>	<p>2-05-01</p> <p>CAD/CAM 2-05-02</p>	<p>2-15-01 (Ø4.5 mm, GH=1.5 mm) 2-15-02 (Ø4.5 mm, GH=3.0 mm) 2-15-03 (Ø4.5 mm, GH=5.0 mm)</p> <p>18°</p> <p><b>Type 1</b></p> <p>2-15-04 Ø4.5 mm, GH=1.5 mm 2-15-05 Ø4.5 mm, GH=3.0 mm 2-15-06 Ø4.5 mm, GH=5.0 mm</p> <p><b>Type 2</b></p> <p>2-15-07 Ø4.5 mm, GH=1.5 mm 2-15-08 Ø4.5 mm, GH=3.0 mm 2-15-09 Ø4.5 mm, GH=5.0 mm</p>	
	recommended torque	hand-tight	hand-tight	hand-tight		25 Ncm

Prosthetic Options



# Regular Interface RI

D 3,5 mm





















D 4,0 mm

D 4,5 mm

D 4,5 / 3,5 mm

D 5,0 mm

All abutments are provided with the relevant abutment screws <sup>1)</sup>

Temporary abutments	Standard abutments	Solid abutment	Castable gold/ CoCr abutments	Scanbody
 2-17-07	 2-07-20 (Ø3.5 mm, GH=0 mm) 2-07-01 (Ø4.5 mm, GH=1.5 mm) 2-07-02 (Ø5.5 mm, GH=1.5 mm) 2-07-03 (Ø6.5 mm, GH=1.5 mm) 2-07-04 (Ø4.5 mm, GH=3.0 mm) 2-07-05 (Ø5.5 mm, GH=3.0 mm) 2-07-06 (Ø6.5 mm, GH=3.0 mm) 2-07-23 (Ø4.5 mm, GH=5.0 mm) 2-07-24 (Ø5.5 mm, GH=5.0 mm) 2-07-25 (Ø6.5 mm, GH=5.0 mm)	 2-07-19  18°   Type 1  2-07-21  Type 2  2-07-22	<p><b>Gold</b></p>  2-08-01 (gold)   2-08-02 (gold/rotating)  <p><b>CoCr</b></p>  2-10-02 (CoCr)   2-10-03 (CoCr/rotating)	 2-09-10  ScanPost Cerec®   2-09-18
 2-17-08 (Ø5.5 mm, GH=3.5 mm)	18°   Type 1  2-07-07 (Type 1 Ø4.5 mm, GH=1.5 mm) 2-07-08 (Type 1 Ø5.5 mm, GH=1.5 mm) 2-07-09 (Type 1 Ø6.5 mm, GH=1.5 mm) 2-07-10 (Type 1 Ø4.5 mm, GH=3.0 mm) 2-07-11 (Type 1 Ø5.5 mm, GH=3.0 mm) 2-07-12 (Type 1 Ø6.5 mm, GH=3.0 mm) 2-07-26 (Type 1 Ø4.5 mm, GH=5.0 mm) 2-07-27 (Type 1 Ø5.5 mm, GH=5.0 mm) 2-07-28 (Type 1 Ø6.5 mm, GH=5.0 mm)			
 Type 1  2-17-09				
 Type 2  2-17-10	Type 2  2-07-13 (Type 2 Ø4.5 mm, GH=1.5 mm) 2-07-14 (Type 2 Ø5.5 mm, GH=1.5 mm) 2-07-15 (Type 2 Ø6.5 mm, GH=1.5 mm) 2-07-16 (Type 2 Ø4.5 mm, GH=3.0 mm) 2-07-17 (Type 2 Ø5.5 mm, GH=3.0 mm) 2-07-18 (Type 2 Ø6.5 mm, GH=3.0 mm) 2-07-29 (Type 2 Ø4.5 mm, GH=5.0 mm) 2-07-30 (Type 2 Ø5.5 mm, GH=5.0 mm) 2-07-31 (Type 2 Ø6.5 mm, GH=5.0 mm)			
25 Ncm	25 Ncm	25 Ncm	25 Ncm	hand-tight

RI

Microcone RI  
D = 3,5 / 4,0 / 4,5 / 5,0 mm

	Multi-unit abutments	MedentiBASE abutments	Novaloc/Optiloc abutments									
<b>D 3,5 mm</b> 2-01-30 (L=8 mm) 2-01-31 (L=9 mm) 2-01-32 (L=11 mm) 2-01-33 (L=13 mm) 2-01-34 (L=15 mm)	 2-31-01 (GH=1.5 mm) 2-31-02 (GH=3.5 mm) 2-31-03 (GH=5.5 mm)	 2-28-01 (GH=0.5 mm) 2-28-02 (GH=1.5 mm) 2-28-03 (GH=2.5 mm) 2-28-04 (GH=3.5 mm) 2-28-05 (GH=4.5 mm)	 2-23-01 (GH=1.0 mm) 2-23-02 (GH=2.0 mm) 2-23-03 (GH=3.0 mm) 2-23-04 (GH=4.0 mm) 2-23-05 (GH=5.0 mm)									
	<b>D 4,0 mm</b> 2-01-35 (L=6.5 mm) 2-01-36 (L=8 mm) 2-01-37 (L=9 mm) 2-01-38 (L=11 mm) 2-01-39 (L=13 mm) 2-01-40 (L=15 mm)	 17° Type 1  2-31-04 (Type 1 GH=2.5 mm) 2-31-05 (Type 1 GH=3.5 mm) 2-31-06 (Type 1 GH=5.5 mm)	<b>Ball abutments</b>  2-19-01 (GH=2.0 mm) 2-19-02 (GH=3.5 mm) 2-19-03 (GH=5.0 mm)	 15° Type 1  2-23-06 (Type 1 GH=1.0 mm) 2-23-07 (Type 1 GH=2.0 mm) 2-23-08 (Type 1 GH=3.0 mm) 2-23-09 (Type 1 GH=4.0 mm) 2-23-10 (Type 1 GH=5.0 mm)								
		<b>D 4,5 mm</b> 2-01-41 (L=6.5 mm) 2-01-42 (L=8 mm) 2-01-43 (L=9 mm) 2-01-44 (L=11 mm) 2-01-45 (L=13 mm) 2-01-46 (L=15 mm)		 Type 2  2-31-10 (Type 2 GH=2.5 mm) 2-31-11 (Type 2 GH=3.5 mm) 2-31-12 (Type 2 GH=5.5 mm)	 2-19-01 (GH=2.0 mm) 2-19-02 (GH=3.5 mm) 2-19-03 (GH=5.0 mm)	 Type 2  2-23-11 (Type 2 GH=1.0 mm) 2-23-12 (Type 2 GH=2.0 mm) 2-23-13 (Type 2 GH=3.0 mm) 2-23-14 (Type 2 GH=4.0 mm) 2-23-15 (Type 2 GH=5.0 mm)						
				<b>D 4,5/3,5 mm</b> conical 2-01-53 (L=6.5 mm) 2-01-54 (L=9 mm) 2-01-55 (L=11 mm) 2-01-56 (L=13 mm)		 30° Type 1  2-31-07 (Type 1 GH=3.0 mm) 2-31-08 (Type 1 GH=4.0 mm) 2-31-09 (Type 1 GH=5.5 mm)	 2-19-01 (GH=2.0 mm) 2-19-02 (GH=3.5 mm) 2-19-03 (GH=5.0 mm)	 Optiloc  2-22-01 (GH=1.0 mm) 2-22-02 (GH=2.0 mm) 2-22-03 (GH=3.0 mm) 2-22-04 (GH=4.0 mm) 2-22-05 (GH=5.0 mm)				
						<b>D 5,0 mm</b> 2-01-47 (L=6.5 mm) 2-01-48 (L=8 mm) 2-01-49 (L=9 mm) 2-01-50 (L=11 mm) 2-01-51 (L=13 mm) 2-01-52 (L=15 mm)		 Type 2  2-31-13 (Type 2 GH=3.0 mm) 2-31-14 (Type 2 GH=4.0 mm) 2-31-15 (Type 2 GH=5.5 mm)	 2-19-01 (GH=2.0 mm) 2-19-02 (GH=3.5 mm) 2-19-03 (GH=5.0 mm)	 2-22-01 (GH=1.0 mm) 2-22-02 (GH=2.0 mm) 2-22-03 (GH=3.0 mm) 2-22-04 (GH=4.0 mm) 2-22-05 (GH=5.0 mm)		
								<b>Prosthetic Options</b>		<b>25 Ncm</b>	<b>25 Ncm</b>	<b>25 Ncm</b>
								<b>recommended torque</b>		<b>25 Ncm</b>	<b>25 Ncm</b>	<b>25 Ncm</b>

# Regular Interface RI

D 3,5 mm















D 4,0 mm

D 4,5 mm

D 4,5 / 3,5 mm

D 5,0 mm

All abutments are provided with the relevant abutment screws <sup>1)</sup>

MedentiLOC abutments	Titanium bases	MedentiCAD abutments	PreFace abutments
 2-21-01 (GH=1.5 mm) 2-21-02 (GH=2.5 mm) 2-21-03 (GH=3.5 mm) 2-21-04 (GH=4.5 mm) 2-21-05 (GH=5.5 mm)	 Chimney height 3.5 mm 2-09-11 (GH=0.6 mm) 2-09-13 (GH=1.1 mm)	<p><b>Titanium</b></p>  2-90-01 (Titanium)	<p><b>Titanium</b></p>  2-90-02 (Titanium - 11.5 mm) 2-90-03 (Titanium - 16.0 mm)
15°  <p><b>Type 1</b></p>  2-21-06 (Type 1 GH=1.0 mm) 2-21-07 (Type 1 GH=2.0 mm) 2-21-08 (Type 1 GH=3.0 mm) 2-21-09 (Type 1 GH=4.0 mm) 2-21-10 (Type 1 GH=5.0 mm)	 Chimney height 5.5 mm 2-09-12 (GH=0.6 mm) 2-09-14 (GH=1.1 mm)	<p><b>CoCr</b></p>  2-90-04 (CoCr)	<p><b>CoCr</b></p>  2-90-06 (CoCr - 16.0 mm)
<p><b>Type 2</b></p>  2-21-11 (Type 2 GH=1.0 mm) 2-21-12 (Type 2 GH=2.0 mm) 2-21-13 (Type 2 GH=3.0 mm) 2-21-14 (Type 2 GH=4.0 mm) 2-21-15 (Type 2 GH=5.0 mm)	<p><b>rotating</b></p>  Chimney height 3.5 mm 2-09-15 (GH=0.6 mm)		<p><b>Ti-Forms abutment for Ceramill</b></p>
	<p><b>Titanium base Cerec®</b></p>  Chimney height 4.7 mm 2-09-17 (GH=0.65 mm)		<p><b>Titanium</b></p>  2-90-07 AG (Titanium - 11.5 mm)
	 Titanium base ASC Flex 2-09-19 2-09-20		
25 Ncm	25 Ncm	25 Ncm	25 Ncm

RI

Microcone RI

D = 3,5 / 4,0 / 4,5 / 5,0 mm

	Cover screw	Gingiva former	Implant pick-up	Laboratory implant	Planning abutments						
<p><b>D 3,5 mm</b></p> <p>3-01-02 (L=9 mm) 3-01-03 (L=11 mm) 3-01-04 (L=13 mm) 3-01-05 (L=15 mm)</p> <p><b>D 3,8 mm</b></p> <p>3-01-16 (L=7 mm) 3-01-17 (L=9 mm) 3-01-18 (L=11 mm) 3-01-19 (L=13 mm) 3-01-20 (L=15 mm)</p> <p><b>D 4,3 mm</b></p> <p>3-01-06 (L=7 mm) 3-01-07 (L=9 mm) 3-01-08 (L=11 mm) 3-01-09 (L=13 mm) 3-01-10 (L=15 mm)</p> <p><b>D 5,0 mm</b></p> <p>3-01-11 (L=7 mm) 3-01-12 (L=9 mm) 3-01-13 (L=11 mm) 3-01-14 (L=13 mm) 3-01-15 (L=15 mm)</p>	<p>2-02-01</p> <p>2-02-02</p>	<p>2-03-18 (Ø4.0 mm, GH=3 mm) 2-03-19 (Ø4.0 mm, GH=4 mm) 2-03-20 (Ø4.0 mm, GH=6 mm)</p> <p>2-03-02 (Ø4.5 mm, GH=1 mm) 2-03-03 (Ø4.5 mm, GH=2 mm) 2-03-15 (Ø4.5 mm, GH=3 mm) 2-03-04 (Ø4.5 mm, GH=4 mm) 2-03-05 (Ø4.5 mm, GH=6 mm)</p> <p>2-03-06 (Ø5.5 mm, GH=1 mm) 2-03-07 (Ø5.5 mm, GH=2 mm) 2-03-16 (Ø5.5 mm, GH=3 mm) 2-03-08 (Ø5.5 mm, GH=4 mm) 2-03-09 (Ø5.5 mm, GH=6 mm)</p> <p>2-03-10 (Ø6.5 mm, GH=1 mm) 2-03-11 (Ø6.5 mm, GH=2 mm) 2-03-17 (Ø6.5 mm, GH=3 mm) 2-03-12 (Ø6.5 mm, GH=4 mm) 2-03-13 (Ø6.5 mm, GH=6 mm)</p>	<p>2-04-01 (short - open Tray) 2-04-02 (long - open Tray) 2-04-07 (Custom - short - open Tray) 2-04-08 (Custom - long - open Tray)</p> <p>closed Tray 2-04-17</p> <p>custom closed Tray 2-04-18</p> <p>Emergence profile for Custom implant pick-up</p> <p>2-04-09 (Ø4.5 mm, GH=1-2 mm) 2-04-12 (Ø4.5 mm, GH=3-6 mm) 2-04-10 (Ø5.5 mm, GH=1-2 mm) 2-04-13 (Ø5.5 mm, GH=3-6 mm) 2-04-11 (Ø6.5 mm, GH=1-2 mm) 2-04-14 (Ø6.5 mm, GH=3-6 mm)</p> <p>Retention screw open Tray 2-04-04 (short) 2-04-05 (long)</p> <p>Positioning caps (5 Pcs.) 2-04-19</p>	<p>2-05-01</p> <p>CAD/CAM 2-05-02</p>	<p>2-15-01 (Ø4.5 mm, GH=1.5 mm) 2-15-02 (Ø4.5 mm, GH=3.0 mm) 2-15-03 (Ø4.5 mm, GH=5.0 mm)</p> <p>18°</p> <p><b>Type 1</b></p> <p>2-15-04 Ø4.5 mm, GH=1.5 mm 2-15-05 Ø4.5 mm, GH=3.0 mm 2-15-06 Ø4.5 mm, GH=5.0 mm</p> <p><b>Type 2</b></p> <p>2-15-07 Ø4.5 mm, GH=1.5 mm 2-15-08 Ø4.5 mm, GH=3.0 mm 2-15-09 Ø4.5 mm, GH=5.0 mm</p>						
						Prosthetic Options					
						recommended torque	hand-tight (15 Ncm)	hand-tight (15 Ncm)	hand-tight (15 Ncm)		25 Ncm

# Regular Interface RI





















D 3,5 mm

D 3,8 mm




















D 4,3 mm

D 5,0 mm

All abutments are provided with the relevant abutment screws <sup>1)</sup>

Temporary abutments	Standard abutments	Solid abutment	Castable gold/CoCr abutments	Scanbody
 2-17-07	 2-07-20 (Ø3.5 mm, GH=0 mm) 2-07-01 (Ø4.5 mm, GH=1.5 mm) 2-07-02 (Ø5.5 mm, GH=1.5 mm) 2-07-03 (Ø6.5 mm, GH=1.5 mm) 2-07-04 (Ø4.5 mm, GH=3.0 mm) 2-07-05 (Ø5.5 mm, GH=3.0 mm) 2-07-06 (Ø6.5 mm, GH=3.0 mm) 2-07-23 (Ø4.5 mm, GH=5.0 mm) 2-07-24 (Ø5.5 mm, GH=5.0 mm) 2-07-25 (Ø6.5 mm, GH=5.0 mm)	 2-07-19 18°	<p><b>Gold</b></p>  2-08-01 (gold)	 2-09-10
 2-17-08 (Ø5.5 mm, GH=3.5 mm)	18°	 Type 1  2-07-21	<p><b>CoCr</b></p>  2-08-02 (gold/rotating)	<p><b>ScanPost Cerec®</b></p>  2-09-18
 Type 1  2-17-09	 Type 1  2-07-07 (Type 1 Ø4.5 mm. GH=1.5 mm) 2-07-08 (Type 1 Ø5.5 mm. GH=1.5 mm) 2-07-09 (Type 1 Ø6.5 mm. GH=1.5 mm) 2-07-10 (Type 1 Ø4.5 mm. GH=3.0 mm) 2-07-11 (Type 1 Ø5.5 mm. GH=3.0 mm) 2-07-12 (Type 1 Ø6.5 mm. GH=3.0 mm) 2-07-26 (Type 1 Ø4.5 mm. GH=5.0 mm) 2-07-27 (Type 1 Ø5.5 mm. GH=5.0 mm) 2-07-28 (Type 1 Ø6.5 mm. GH=5.0 mm)	Type 2  2-07-22	 2-10-02 (CoCr)	
 Type 2  2-17-10	Type 2  2-07-13 (Type 2 Ø4.5 mm. GH=1.5 mm) 2-07-14 (Type 2 Ø5.5 mm. GH=1.5 mm) 2-07-15 (Type 2 Ø6.5 mm. GH=1.5 mm) 2-07-16 (Type 2 Ø4.5 mm. GH=3.0 mm) 2-07-17 (Type 2 Ø5.5 mm. GH=3.0 mm) 2-07-18 (Type 2 Ø6.5 mm. GH=3.0 mm) 2-07-29 (Type 2 Ø4.5 mm. GH=5.0 mm) 2-07-30 (Type 2 Ø5.5 mm. GH=5.0 mm) 2-07-31 (Type 2 Ø6.5 mm. GH=5.0 mm)		 2-10-03 (CoCr/rotating)	
25 Ncm	25 Ncm	25 Ncm	25 Ncm	hand-tight

**RI**  
**Quattrocone RI**  
 D = 3,5 / 4,3 / 5,0 mm

	Multi-unit abutments	MedentiBASE abutments	Novaloc/Optiloc abutments	
Prosthetic Options	<p><b>D 3,5 mm</b></p>  <p>3-01-02 (L=9 mm) 3-01-03 (L=11 mm) 3-01-04 (L=13 mm) 3-01-05 (L=15 mm)</p>	 <p>2-31-01 (GH=1.5 mm) 2-31-02 (GH=3.5 mm) 2-31-03 (GH=5.5 mm)</p>	 <p>2-28-01 (GH=0.5 mm) 2-28-02 (GH=1.5 mm) 2-28-03 (GH=2.5 mm) 2-28-04 (GH=3.5 mm) 2-28-05 (GH=4.5 mm)</p>	 <p>2-23-01 (GH=1.0 mm) 2-23-02 (GH=2.0 mm) 2-23-03 (GH=3.0 mm) 2-23-04 (GH=4.0 mm) 2-23-05 (GH=5.0 mm)</p>
	<p><b>D 3,8 mm</b></p>  <p>3-01-16 (L=7 mm) 3-01-17 (L=9 mm) 3-01-18 (L=11 mm) 3-01-19 (L=13 mm) 3-01-20 (L=15 mm)</p>	<p>17°</p>  <p><b>Type 1</b> </p> <p>2-31-04 (Type 1 GH=2.5 mm) 2-31-05 (Type 1 GH=3.5 mm) 2-31-06 (Type 1 GH=5.5 mm)</p>	<p><b>Ball abutments</b></p>  <p>2-19-01 (GH=2.0 mm) 2-19-02 (GH=3.5 mm) 2-19-03 (GH=5.0 mm)</p>	<p>15°</p>  <p><b>Type 1</b> </p> <p>2-23-06 (Type 1 GH=1.0 mm) 2-23-07 (Type 1 GH=2.0 mm) 2-23-08 (Type 1 GH=3.0 mm) 2-23-09 (Type 1 GH=4.0 mm) 2-23-10 (Type 1 GH=5.0 mm)</p>
	<p><b>D 4,3 mm</b></p>  <p>3-01-06 (L=7 mm) 3-01-07 (L=9 mm) 3-01-08 (L=11 mm) 3-01-09 (L=13 mm) 3-01-10 (L=15 mm)</p>	<p><b>Type 2</b> </p> <p>2-31-10 (Type 2 GH=2.5 mm) 2-31-11 (Type 2 GH=3.5 mm) 2-31-12 (Type 2 GH=5.5 mm)</p>		<p><b>Type 2</b> </p> <p>2-23-11 (Type 2 GH=1.0 mm) 2-23-12 (Type 2 GH=2.0 mm) 2-23-13 (Type 2 GH=3.0 mm) 2-23-14 (Type 2 GH=4.0 mm) 2-23-15 (Type 2 GH=5.0 mm)</p>
	<p><b>D 5,0 mm</b></p>  <p>3-01-11 (L=7 mm) 3-01-12 (L=9 mm) 3-01-13 (L=11 mm) 3-01-14 (L=13 mm) 3-01-15 (L=15 mm)</p>	<p>30°</p>  <p><b>Type 1</b> </p> <p>2-31-07 (Type 1 GH=3.0 mm) 2-31-08 (Type 1 GH=4.0 mm) 2-31-09 (Type 1 GH=5.5 mm)</p>	<p><b>Optiloc</b></p>  <p>2-22-01 (GH=1.0 mm) 2-22-02 (GH=2.0 mm) 2-22-03 (GH=3.0 mm) 2-22-04 (GH=4.0 mm) 2-22-05 (GH=5.0 mm)</p>	
	<p><b>D 5,0 mm</b></p>  <p>3-01-11 (L=7 mm) 3-01-12 (L=9 mm) 3-01-13 (L=11 mm) 3-01-14 (L=13 mm) 3-01-15 (L=15 mm)</p>	<p><b>Type 2</b> </p> <p>2-31-13 (Type 2 GH=3.0 mm) 2-31-14 (Type 2 GH=4.0 mm) 2-31-15 (Type 2 GH=5.5 mm)</p>		
	recommended torque	25 Ncm	25 Ncm	25 Ncm

# Regular Interface RI













D 3,5 mm

D 3,8 mm

D 4,3 mm








D 5,0 mm

All abutments are provided with the relevant abutment screws <sup>1)</sup>

MedentiLOC abutments	Titanium bases	MedentiCAD abutments	PreFace abutments
 2-21-01 (GH=1.5 mm) 2-21-02 (GH=2.5 mm) 2-21-03 (GH=3.5 mm) 2-21-04 (GH=4.5 mm) 2-21-05 (GH=5.5 mm)	 Chimney height 3.5 mm 2-09-11 (GH=0.6 mm) 2-09-13 (GH=1.1 mm)	<p><b>Titanium</b></p>  2-90-01 (Titanium)	<p><b>Titanium</b></p>  2-90-02 (Titanium - 11.5 mm) 2-90-03 (Titanium - 16.0 mm)
15°  <p><b>Type 1</b></p>  2-21-06 (Type 1 GH=1.0 mm) 2-21-07 (Type 1 GH=2.0 mm) 2-21-08 (Type 1 GH=3.0 mm) 2-21-09 (Type 1 GH=4.0 mm) 2-21-10 (Type 1 GH=5.0 mm)	 Chimney height 5.5 mm 2-09-12 (GH=0.6 mm) 2-09-14 (GH=1.1 mm)	<p><b>CoCr</b></p>  2-90-04 (CoCr)	<p><b>CoCr</b></p>  2-90-06 (CoCr - 16.0 mm)
<p><b>Type 2</b></p>  2-21-11 (Type 2 GH=1.0 mm) 2-21-12 (Type 2 GH=2.0 mm) 2-21-13 (Type 2 GH=3.0 mm) 2-21-14 (Type 2 GH=4.0 mm) 2-21-15 (Type 2 GH=5.0 mm)	<p><b>Titanium base Cerec®</b></p>  Chimney height 4.7mm 2-09-17 (GH=0.65 mm)		
	 Titanium base ASC Flex 2-09-19 2-09-20		
25 Ncm	25 Ncm	25 Ncm	25 Ncm

RI

Quattrocone RI  
D = 3,5 / 4,3 / 5,0 mm


	Cover screw	Gingiva former	Implant pick-up	Laboratory implant	Planning abutments
<p><b>D 4,3 mm</b></p>  <p>4-01-01 (L=9 mm) 4-01-02 (L=11 mm) 4-01-03 (L=13 mm) 4-01-04 (L=15 mm)</p> <p><b>D 5,0 mm</b></p>  <p>4-01-06 (L=9 mm) 4-01-07 (L=11 mm) 4-01-08 (L=13 mm) 4-01-09 (L=15 mm)</p>	 4-02-01	 4-03-04 (GH=1.5 mm) 4-03-05 (GH=3.0 mm) 4-03-06 (GH=4.5 mm)	 4-04-01 (short - open Tray)	 4-05-01   4-05-02	
	Prosthetic Options				
recommended torque	hand-tight (15 Ncm)	hand-tight (15 Ncm)	hand-tight (15 Ncm)		



# Angulated Interface AI




D 4,3 mm

D 5,0 mm

Temporary abutments	Standard abutments	Solid abutment	Castable gold/ CoCr abutments	Scanbody
				 4-09-01

AI




Quattrocone30 AI  
D = 4,3 mm

		All abutments are provided with the relevant abutment screws <sup>1)</sup>		
		Multi-unit abutments	MedentiBASE abutments	Novaloc/Optiloc abutments
<p><b>D 4,3 mm</b></p>  <p>4-01-01 (L=9 mm) 4-01-02 (L=11 mm) 4-01-03 (L=13 mm) 4-01-04 (L=15 mm)</p>	<p><b>D 5,0 mm</b></p>  <p>4-01-06 (L=9 mm) 4-01-07 (L=11 mm) 4-01-08 (L=13 mm) 4-01-09 (L=15 mm)</p>	<p>30°</p>  <p>4-31-01 (GH=1.5 mm) 4-31-02 (GH=3.0 mm) 4-31-03 (GH=4.5 mm)</p>		
			Prosthetic Options	
recommended torque		25 Ncm		

# Angulated Interface AI



































D 4,3 mm

D 5,0 mm


MedentiLOC abutments	Titanium bases	MedentiCAD abutments	PreFace abutments
		<p><b>Titanium</b></p>  <p>4-90-01 (Titanium)</p>	 <p>4-90-02 (Titanium 11.5)</p>  <p>4-90-03 (Titanium 16.0 mm)</p>
		<p>25 Ncm</p>	<p>25 Ncm</p>



# Prosthetic Options (Complementary Components)

	Cover cap	Implant pick-up	Laboratory implant	Placement instrument	Bridge screw	Titanium base/cap	Gold cap / CoCr cap			
Multi-unit	 0-31-03	 0-31-04	 0-31-05	 0-31-10 CADCAM	 0-13-76	 0-31-02 15 Ncm	 0-31-09	 0-31-06	 0-31-07 HSL	 0-31-08 CoCr
			 0-31-12 17°	 0-31-14 CADCAM 17°			 0-31-11 Modelling sleeve			
			 0-31-13 30°	 0-31-15 CADCAM 30°						
MedentiBASE	 0-28-04	 0-28-12	 0-28-20	 0-28-21 CADCAM	 0-13-37	 0-06-03 15 Ncm	 0-28-05	 0-28-06	 0-28-07 HSL	
Novaloc			 0-23-01	 0-23-02 15°	 0-13-59 15°					
Optiloc			 2102.0024	 0-13-61						
MedentiLOC			 0-21-01	 0-21-02 15°	 0-13-38 15°					
ASC Flex				 0-13-59	 0-13-60					

Plastic cap	Adhesive caps for passive fit	Abutment screw	Processing package Ti	Processing package PEEK	Scanbody
	 0-31-09  0-31-06  0-31-11 Modelling sleeve	1)			 0-31-01 gerade  0-31-16 abgewinkelt
 0-28-08	 0-28-14  0-28-15  0-28-16  0-28-17	1)			 0-28-13
		 2-06-05	 2010.601	 2010.611	
			 5202.0001		
		 2-06-02	 2010.601	 2010.611	





**Editor**

Medentika® GmbH

As at: October 2020

We are certified:  
DIN EN ISO 13485  
Medical Device Directive 93/42/EWG,  
Annex II

**CE0483**


The electronic Instructions for Use for our  
products are available on the website  
[www.medentika.com](http://www.medentika.com).

# Made in Germany with a long tradition of precision craftsmanship

- High-precision implant systems
- Innovation for immediacy
- High pure S-L-A surface
- High primary stability
- Guaranteed up to lifetime

PM02\_02\_0001\_EN 10/20

»» Passion for  
Precision ««



**Medentika® GmbH**  
Hammweg 8–10  
76549 Hügelsheim  
info@medentika.de  
www.medentika.com

© Medentika® GmbH, 2020. All rights reserved.  
Medentika® and/or other trademarks and logos from Medentika® mentioned herein are the  
trademarks or registered trademarks of Medentika® and/or its affiliates.

 **MEDENTIKA®**  
A Straumann Group Brand